

Stand Activity Summary for
Leflore County BOE

Filters Applied: County: Leflore
 Client Class:
 District:
 Client: Leflore County BOE
 STR:
 Activity:
 Year: 2012 Through 2021

STR	Strata	Stand	Activity	Acre	Est. Cost	Est. Revenue	
2012							
16 22N 2W	1	2	Harvest, Mechanical, Thin, Machine, Misc Hardwood	87	\$3,045.00	\$77,256.00	
				Yearly Totals	87	\$3,045.00	\$77,256.00
2013							
16 16N 2W	1	9	Harvest, Mechanical, Final, Machine, Misc Hardwood	108	\$3,780.00	\$132,408.00	
16 17N 1W	1	3	Regeneration, Artificial, Plant, Hand, Nuttall Oak	88	\$11,000.00	\$0.00	
16 17N 1W	1	3	Harvest, Mechanical, Final, Machine, Misc Hardwood	88	\$3,080.00	\$237,512.00	
16 22N 2W	1	2	Regeneration, Artificial, Plant, Hand, Misc Hardwood	87	\$10,828.75	\$0.00	
				Yearly Totals	371	\$28,688.75	\$369,920.00
2014							
16 16N 2W	1	9	Regeneration, Artificial, Plant, Hand, Misc Hardwood	108	\$13,500.00	\$0.00	
16 18N 1W	1	3	Harvest, Mechanical, Final, Machine, Misc Hardwood	30	\$1,050.00	\$10,800.00	
16 18N 1W	1	3	Regeneration, Artificial, Plant, Hand, Misc Hardwood	30	\$3,750.00	\$0.00	
16 22N 1E	1	1	Harvest, Mechanical, Thin, Machine, Misc Hardwood	40	\$1,400.00	\$85,920.00	
16 22N 1E	1	5	Harvest, Mechanical, Thin, Machine, Misc Hardwood	23	\$805.00	\$48,484.00	
16 22N 1E	1	8	Harvest, Mechanical, Thin, Machine, Misc Hardwood	92	\$3,218.25	\$193,830.60	
16 22N 1E	1	9	Harvest, Mechanical, Thin, Machine, Misc Hardwood	6	\$195.30	\$11,762.64	
26 21N 1W	1	2	Harvest, Mechanical, Thin, Machine, Misc Hardwood	42	\$1,470.00	\$96,936.00	
				Yearly Totals	371	\$25,388.55	\$447,733.24

STR	Strata	Stand	Activity	Acre	Est. Cost	Est. Revenue	
2015							
16 21N 1E	1	11	Harvest, Mechanical, Final, Machine, Misc Hardwood	107	\$3,740.45	\$290,686.40	
31 21N 2E	1	5	Harvest, Mechanical, Thin, Machine, Misc Hardwood	27	\$937.65	\$40,827.96	
31 21N 2E	1	6	Harvest, Mechanical, Thin, Machine, Misc Hardwood	27	\$945.00	\$41,148.00	
31 21N 2E	1	7	Harvest, Mechanical, Thin, Machine, Misc Hardwood	41	\$1,443.75	\$62,865.00	
31 21N 2E	1	9	Harvest, Mechanical, Thin, Machine, Misc Hardwood	39	\$1,364.30	\$59,405.52	
31 21N 2E	1	12	Harvest, Mechanical, Thin, Machine, Misc Hardwood	4	\$124.25	\$5,410.20	
31 21N 2E	1	13	Harvest, Mechanical, Thin, Machine, Misc Hardwood	7	\$247.10	\$10,759.44	
				Yearly Totals	252	\$8,802.50	\$511,102.52
2016							
16 19N 2W	1	5	Harvest, Mechanical, Final, Machine, Misc Hardwood	77	\$2,695.00	\$89,782.00	
16 19N 2W	1	5	Regeneration, Artificial, Plant, Hand, Misc Hardwood	77	\$9,625.00	\$0.00	
16 21N 1E	1	11	Regeneration, Artificial, Plant, Hand, Misc Hardwood	107	\$13,358.75	\$0.00	
36 20N 1E	1	1	Harvest, Mechanical, Thin, Machine, Misc Hardwood	11	\$399.70	\$15,942.32	
36 20N 1E	1	3	Harvest, Mechanical, Thin, Machine, Misc Hardwood	28	\$992.95	\$1,021.32	
36 20N 1E	1	4	Harvest, Mechanical, Thin, Machine, Misc Hardwood	14	\$490.35	\$19,557.96	
36 20N 1E	1	8	Harvest, Mechanical, Thin, Machine, Misc Hardwood	12	\$426.30	\$17,003.28	
36 20N 1E	1	9	Harvest, Mechanical, Thin, Machine, Misc Hardwood	24	\$840.00	\$33,504.00	
36 20N 1E	1	10	Harvest, Mechanical, Thin, Machine, Misc Hardwood	17	\$582.05	\$23,215.48	
36 20N 1E	1	14	Harvest, Mechanical, Thin, Machine, Misc Hardwood	11	\$385.00	\$396.00	
36 20N 1E	1	17	Harvest, Mechanical, Thin, Machine, Misc Hardwood	8	\$272.30	\$280.08	
36 20N 1E	1	18	Harvest, Mechanical, Thin, Machine, Misc Hardwood	38	\$1,326.85	\$1,364.76	
36 20N 1E	1	20	Harvest, Mechanical, Thin, Machine, Misc Hardwood	30	\$1,061.55	\$1,091.88	

STR	Strata	Stand	Activity	Acre	Est. Cost	Est. Revenue	
36 20N 1E	1	21	Harvest, Mechanical, Thin, Machine, Misc Hardwood	7	\$253.05	\$260.28	
36 20N 1E	1	23	Harvest, Mechanical, Thin, Machine, Misc Hardwood	18	\$638.40	\$656.64	
36 20N 1E	1	24	Harvest, Mechanical, Thin, Machine, Misc Hardwood	10	\$333.20	\$342.72	
36 20N 1E	1	25	Harvest, Mechanical, Thin, Machine, Misc Hardwood	11	\$376.60	\$387.36	
				Yearly Totals	500	\$34,057.05	\$204,806.08
2017							
16 21N 2W	1	2	Harvest, Mechanical, Final, Machine, Misc Red Oak	112	\$3,924.20	\$129,057.97	
				Yearly Totals	112	\$3,924.20	\$129,057.97
2018							
16 20N 2W	1	3	Harvest, Mechanical, Final, Machine, Misc Hardwood	105	\$3,675.00	\$80,430.00	
16 21N 2W	1	2	Regeneration, Artificial, Plant, Hand, Nuttall Oak	112	\$14,015.00	\$0.00	
				Yearly Totals	217	\$17,690.00	\$80,430.00
2019							
16 18N 2W	1	1	Harvest, Mechanical, Final, Machine, Misc Hardwood	23	\$805.00	\$28,980.00	
16 18N 2W	1	5	Harvest, Mechanical, Final, Machine, Misc Hardwood	4	\$141.40	\$5,090.40	
16 18N 2W	1	6	Harvest, Mechanical, Final, Machine, Misc Hardwood	40	\$1,397.20	\$50,299.20	
16 18N 2W	1	7	Harvest, Mechanical, Final, Machine, Misc Hardwood	4	\$135.80	\$4,888.80	
16 20N 2W	1	3	Regeneration, Artificial, Plant, Hand, Misc Hardwood	105	\$13,125.00	\$0.00	
				Yearly Totals	176	\$15,604.40	\$89,258.40
2020							
16 18N 2W	1	1	Regeneration, Artificial, Plant, Hand, Misc Hardwood	23	\$2,875.00	\$0.00	
16 18N 2W	1	5	Regeneration, Artificial, Plant, Hand, Misc Hardwood	4	\$505.00	\$0.00	
16 18N 2W	1	6	Regeneration, Artificial, Plant, Hand, Misc Hardwood	40	\$4,990.00	\$0.00	
16 18N 2W	1	7	Regeneration, Artificial, Plant, Hand, Misc Hardwood	4	\$485.00	\$0.00	

STR	Strata	Stand	Activity	Acre	Est. Cost	Est. Revenue
			Yearly Totals	71	\$8,855.00	\$0.00
			Grand Totals	2.156	\$146,055.45	\$1,909,564.21

Stand Activity Summary for
Leflore County BOE

Filters Applied: County: Leflore
 Client Class:
 District:
 Client: Leflore County BOE
 STR:
 Activity: Harvest
 Year: 2012 Through 2021

STR	Strata	Stand	Activity	Acre	Est. Cost	Est. Revenue	
2012							
16 22N 2W	1	2	Harvest, Mechanical, Thin, Machine, Misc Hardwood	87	\$3,045.00	\$77,256.00	
				Yearly Totals	87	\$3,045.00	\$77,256.00
2013							
16 16N 2W	1	9	Harvest, Mechanical, Final, Machine, Misc Hardwood	108	\$3,780.00	\$132,408.00	
16 17N 1W	1	3	Harvest, Mechanical, Final, Machine, Misc Hardwood	88	\$3,080.00	\$237,512.00	
				Yearly Totals	196	\$6,860.00	\$369,920.00
2014							
16 18N 1W	1	3	Harvest, Mechanical, Final, Machine, Misc Hardwood	30	\$1,050.00	\$10,800.00	
16 22N 1E	1	1	Harvest, Mechanical, Thin, Machine, Misc Hardwood	40	\$1,400.00	\$85,920.00	
16 22N 1E	1	5	Harvest, Mechanical, Thin, Machine, Misc Hardwood	23	\$805.00	\$48,484.00	
16 22N 1E	1	8	Harvest, Mechanical, Thin, Machine, Misc Hardwood	92	\$3,218.25	\$193,830.60	
16 22N 1E	1	9	Harvest, Mechanical, Thin, Machine, Misc Hardwood	6	\$195.30	\$11,762.64	
26 21N 1W	1	2	Harvest, Mechanical, Thin, Machine, Misc Hardwood	42	\$1,470.00	\$96,936.00	
				Yearly Totals	233	\$8,138.55	\$447,733.24
2015							
16 21N 1E	1	11	Harvest, Mechanical, Final, Machine, Misc Hardwood	107	\$3,740.45	\$290,686.40	
31 21N 2E	1	5	Harvest, Mechanical, Thin, Machine, Misc Hardwood	27	\$937.65	\$40,827.96	
31 21N 2E	1	6	Harvest, Mechanical, Thin, Machine, Misc Hardwood	27	\$945.00	\$41,148.00	

STR	Strata	Stand	Activity	Acre	Est. Cost	Est. Revenue
31 21N 2E	1	7	Harvest, Mechanical, Thin, Machine, Misc Hardwood	41	\$1,443.75	\$62,865.00
31 21N 2E	1	9	Harvest, Mechanical, Thin, Machine, Misc Hardwood	39	\$1,364.30	\$59,405.52
31 21N 2E	1	12	Harvest, Mechanical, Thin, Machine, Misc Hardwood	4	\$124.25	\$5,410.20
31 21N 2E	1	13	Harvest, Mechanical, Thin, Machine, Misc Hardwood	7	\$247.10	\$10,759.44

Yearly Totals				252	\$8,802.50	\$511,102.52
----------------------	--	--	--	------------	-------------------	---------------------

2016

16 19N 2W	1	5	Harvest, Mechanical, Final, Machine, Misc Hardwood	77	\$2,695.00	\$89,782.00
36 20N 1E	1	1	Harvest, Mechanical, Thin, Machine, Misc Hardwood	11	\$399.70	\$15,942.32
36 20N 1E	1	3	Harvest, Mechanical, Thin, Machine, Misc Hardwood	28	\$992.95	\$1,021.32
36 20N 1E	1	4	Harvest, Mechanical, Thin, Machine, Misc Hardwood	14	\$490.35	\$19,557.96
36 20N 1E	1	8	Harvest, Mechanical, Thin, Machine, Misc Hardwood	12	\$426.30	\$17,003.28
36 20N 1E	1	9	Harvest, Mechanical, Thin, Machine, Misc Hardwood	24	\$840.00	\$33,504.00
36 20N 1E	1	10	Harvest, Mechanical, Thin, Machine, Misc Hardwood	17	\$582.05	\$23,215.48
36 20N 1E	1	14	Harvest, Mechanical, Thin, Machine, Misc Hardwood	11	\$385.00	\$396.00
36 20N 1E	1	17	Harvest, Mechanical, Thin, Machine, Misc Hardwood	8	\$272.30	\$280.08
36 20N 1E	1	18	Harvest, Mechanical, Thin, Machine, Misc Hardwood	38	\$1,326.85	\$1,364.76
36 20N 1E	1	20	Harvest, Mechanical, Thin, Machine, Misc Hardwood	30	\$1,061.55	\$1,091.88
36 20N 1E	1	21	Harvest, Mechanical, Thin, Machine, Misc Hardwood	7	\$253.05	\$260.28
36 20N 1E	1	23	Harvest, Mechanical, Thin, Machine, Misc Hardwood	18	\$638.40	\$656.64
36 20N 1E	1	24	Harvest, Mechanical, Thin, Machine, Misc Hardwood	10	\$333.20	\$342.72
36 20N 1E	1	25	Harvest, Mechanical, Thin, Machine, Misc Hardwood	11	\$376.60	\$387.36

Yearly Totals				316	\$11,073.30	\$204,806.08
----------------------	--	--	--	------------	--------------------	---------------------

2017

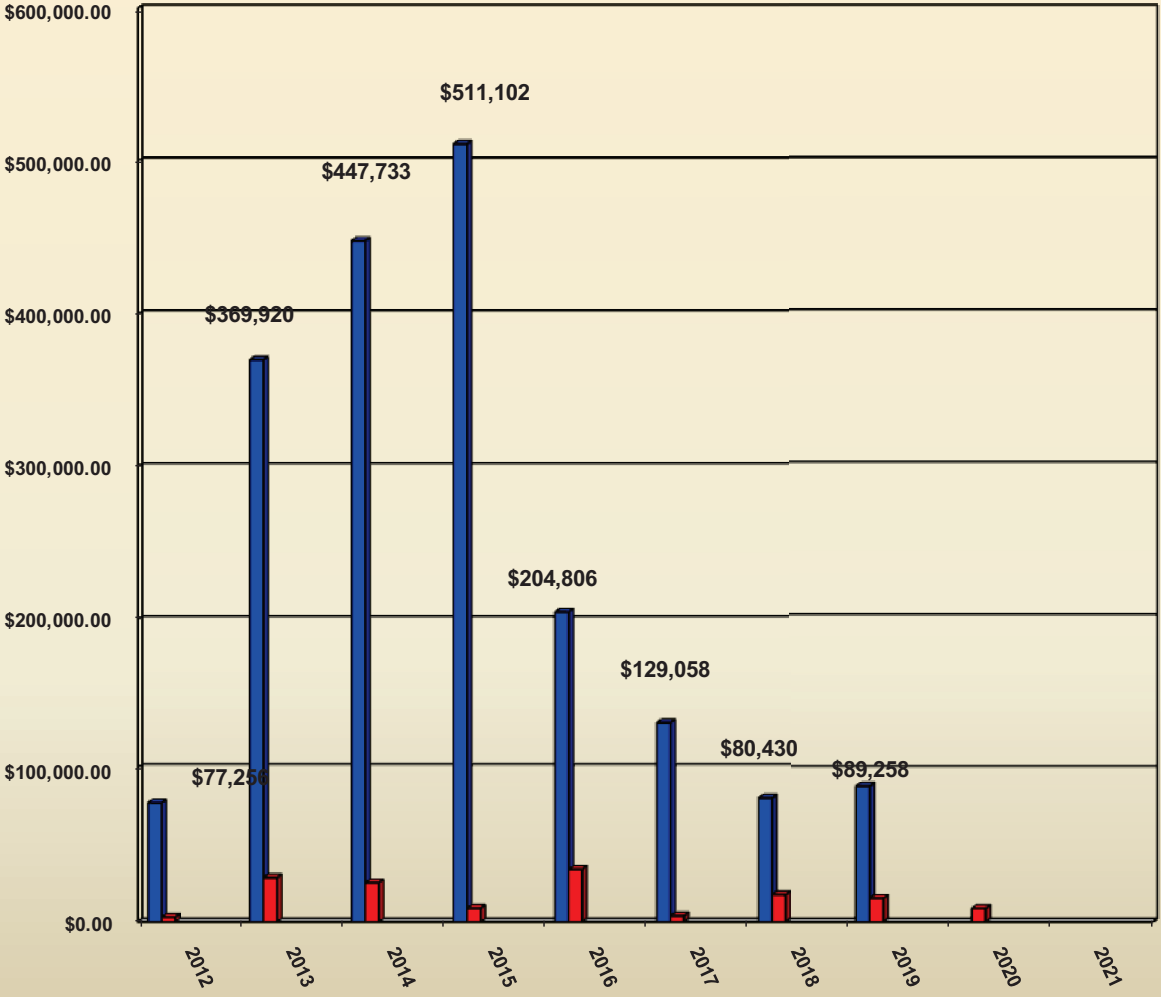
STR	Strata	Stand	Activity	Acre	Est. Cost	Est. Revenue	
16 21N 2W	1	2	Harvest, Mechanical, Final, Machine, Misc Red Oak	112	\$3,924.20	\$129,057.97	
				Yearly Totals	112	\$3,924.20	\$129,057.97
2018							
16 20N 2W	1	3	Harvest, Mechanical, Final, Machine, Misc Hardwood	105	\$3,675.00	\$80,430.00	
				Yearly Totals	105	\$3,675.00	\$80,430.00
2019							
16 18N 2W	1	1	Harvest, Mechanical, Final, Machine, Misc Hardwood	23	\$805.00	\$28,980.00	
16 18N 2W	1	5	Harvest, Mechanical, Final, Machine, Misc Hardwood	4	\$141.40	\$5,090.40	
16 18N 2W	1	6	Harvest, Mechanical, Final, Machine, Misc Hardwood	40	\$1,397.20	\$50,299.20	
16 18N 2W	1	7	Harvest, Mechanical, Final, Machine, Misc Hardwood	4	\$135.80	\$4,888.80	
				Yearly Totals	71	\$2,479.40	\$89,258.40
				Grand Totals	1.371	\$47,997.95	\$1,909,564.21

Property Activities Report

Filters Applied: County: Leflore
 Client Class:
 District:
 Client:
 STR:
 Year: 2012 Through 2021

Client Name	Plan Year	STR	Act. Name	Method	Practice	Application	Est. Cost	Act. Object	Est. Miles
							Totals	\$0.00	0
							Summary for 'PlanYear' =		
							Totals	\$0.00	0
							Summary for		
							Totals	\$0.00	0
Grand Totals								\$0.00	0

LEFLORE COUNTY REVENUE – EXPENSES 2012-2021



■ REVENUE
■ EXPENSE

These are estimated Revenue and Expenses

Filters Applied:

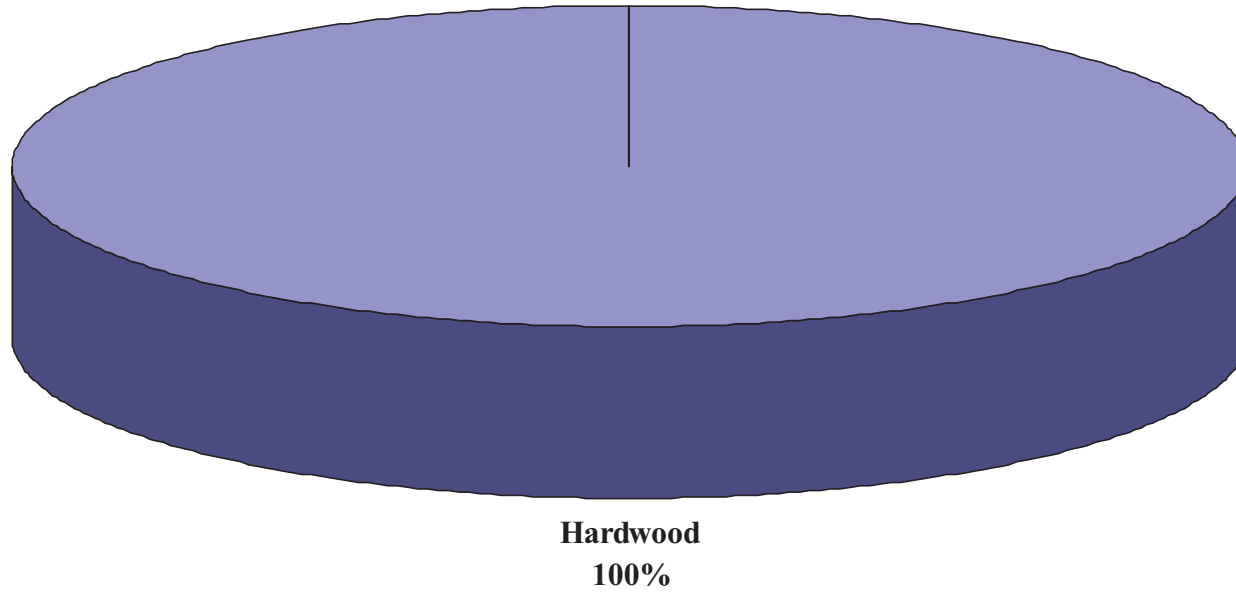
County: Leflore
Client Class:

District:

Client: Leflore County BOE

STR:

Broad Cover Type Distribution



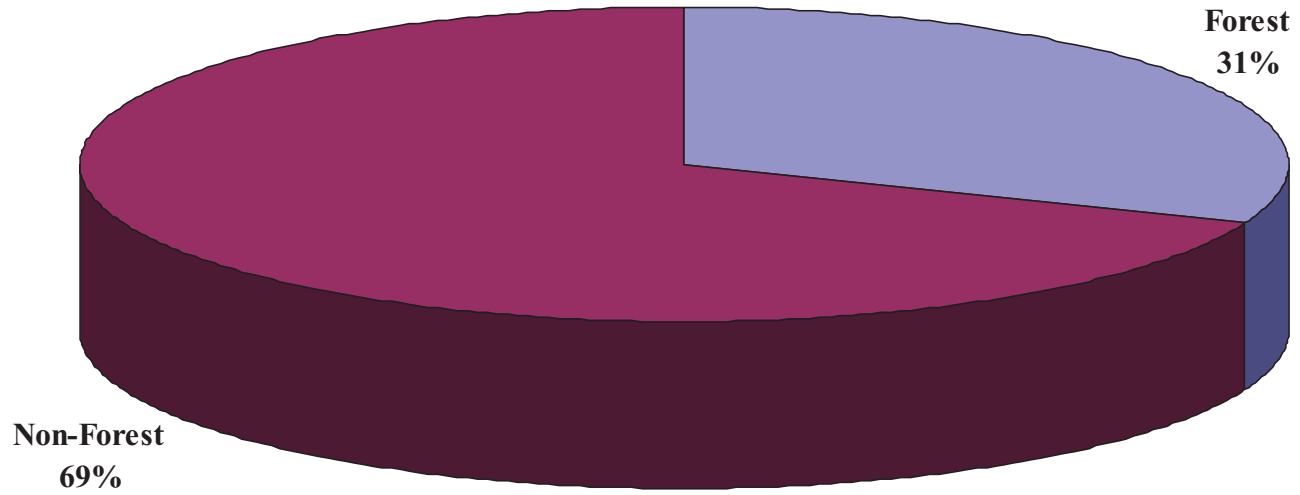
Filters Applied:

County: Leflore
Client Class:

District:
Client: Leflore County BOE

STR:

Land Use Distribution



Filters Applied:

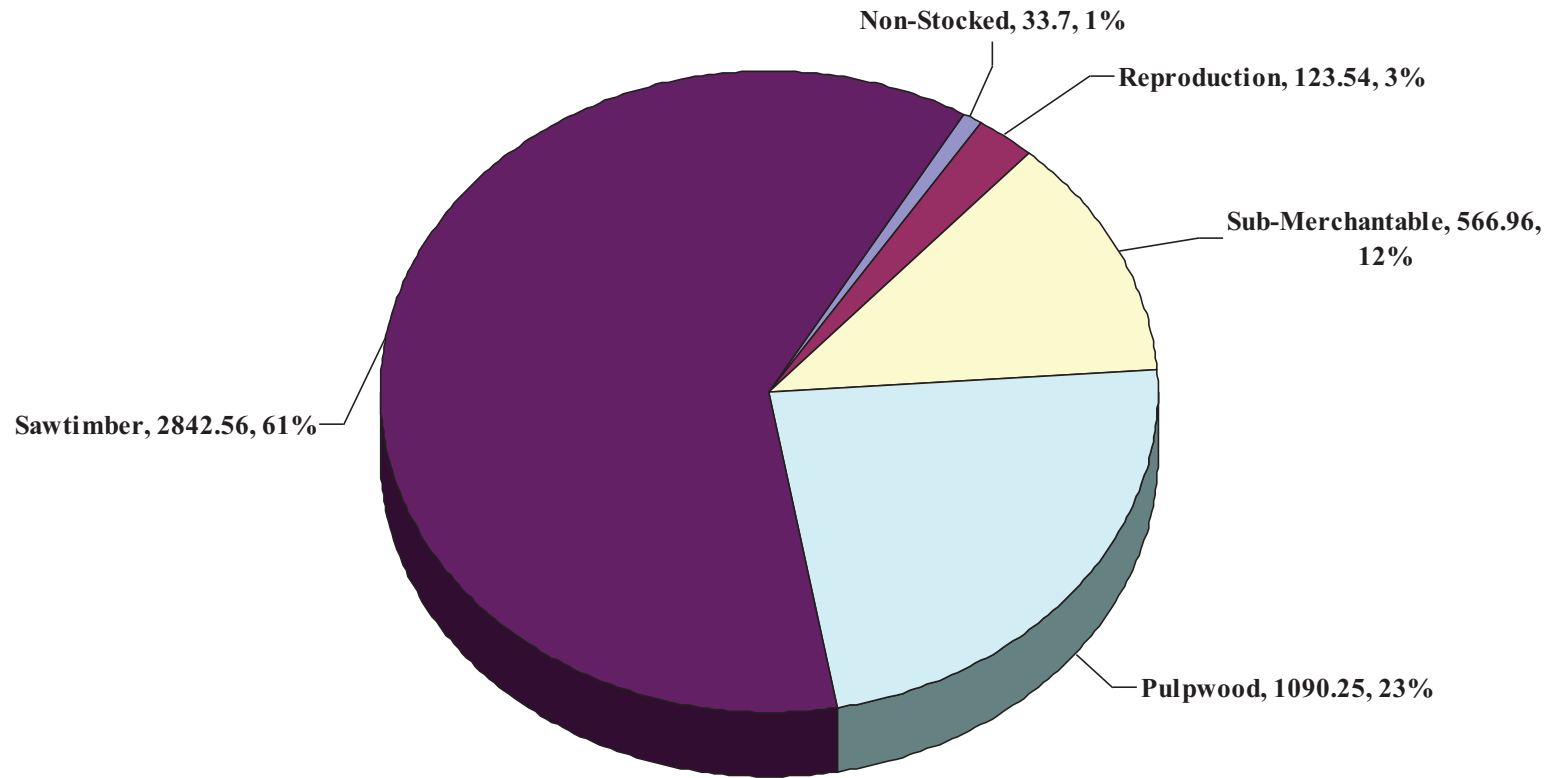
County: Leflore
Client Class:

District:

Client: Leflore County BOE

STR:

Forested Stands Class Distribution by Acres



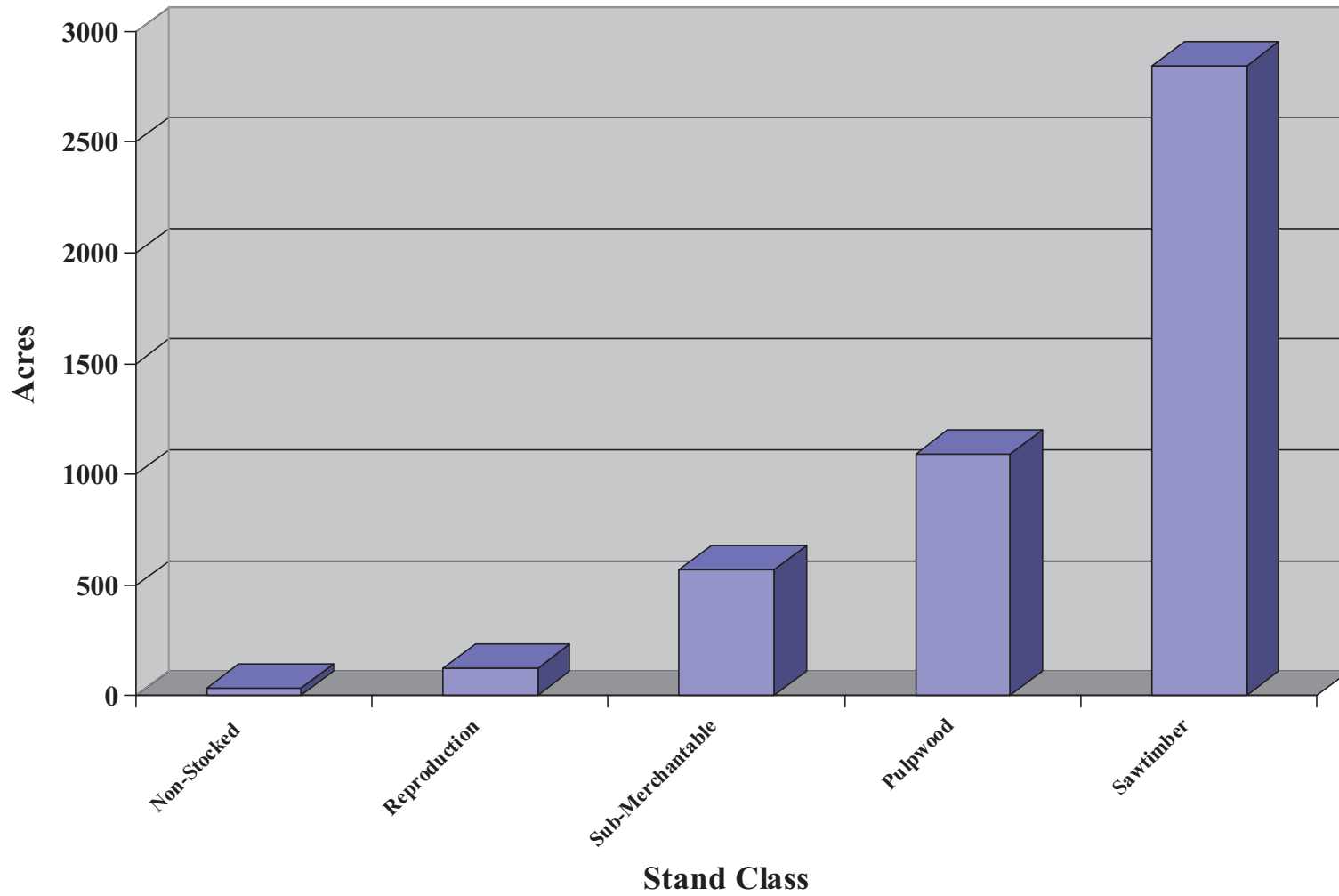
Filters Applied: County: Leflore
District:

Client: Leflore County BOE
STR:

Broad Cover Type:
Client Class:

Stand Age: Through

Forested Stands Graph



Filters Applied: County: Leflore
District:

Client: Leflore County BOE
STR:

Broad Cover Type:
Client Class:

Stand Age: Through

Age Distribution Graph

